



Septiembre 2021


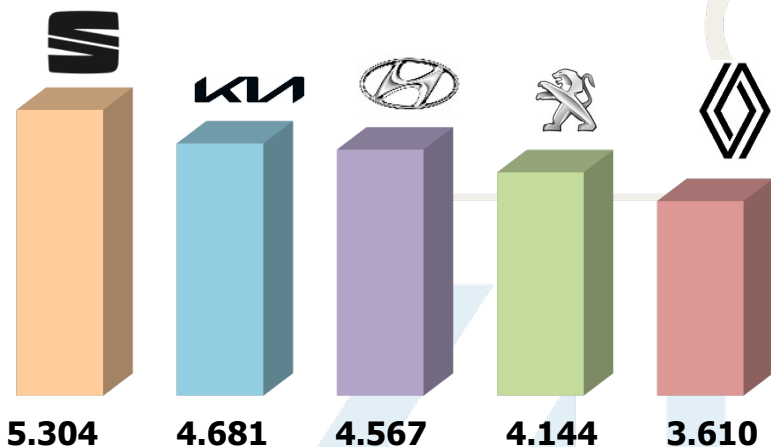
ANÁLISIS DE MERCADO TURISMOS

TOP 5 MATRICULACIONES

sept
60.640
vs. 2019 **-25,8%**
vs. 2020 **-14,2%**

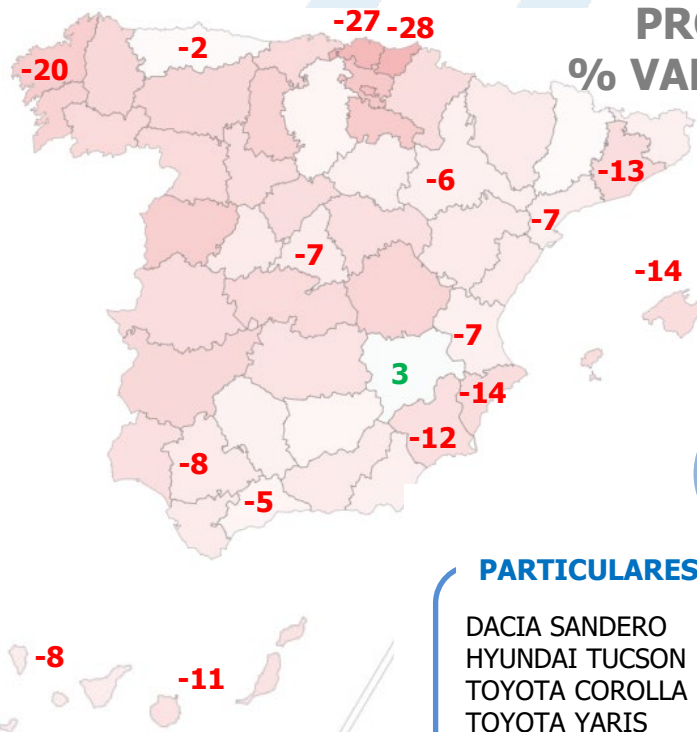
ene-sept
649.548
vs. 2019 **-32,6%**
vs. 2020 **9,1%**

TOP 5 % VARIACIÓN* vs. 2020



* incluye sólo marcas > 5.000 matric. en 2020

PROVINCIA del TITULAR % VARIACIÓN vs. ene-sept 2020



ene-sept
269.663

PARTICULARES ↓10,9%

DACIA SANDERO	12.595
HYUNDAI TUCSON	8.621
TOYOTA COROLLA	6.805
TOYOTA YARIS	6.455
TOYOTA C-HR	6.399

ene-sept
129.865

EMPRESAS ↑11,4% (excl. renting, rac)

SEAT LEON	3.448
PEUGEOT 2008	2.951
OPEL CORSA	2.855
PEUGEOT 208	2.693
CITROEN C3	2.619

