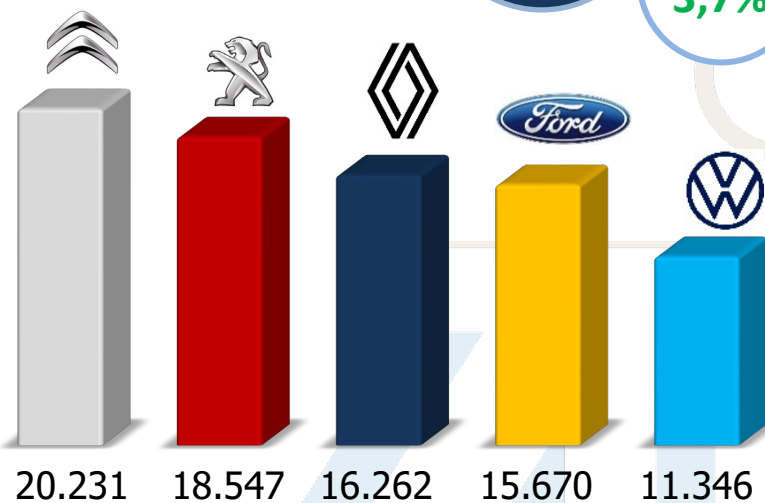


Octubre 2021

ANÁLISIS DE MERCADO VEHÍCULOS COMERCIALES

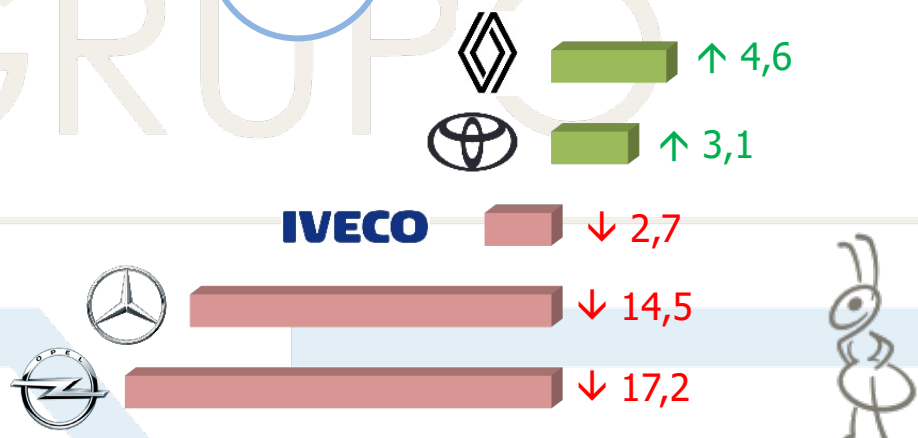
TOP 5 MATRICULACIONES



ene-oct
132.106
vs. 2019 **-28,3%**
vs. 2020 **3,7%**

octubre
10.684
vs. 2019 **-38,5%**
vs. 2020 **-36,2%**

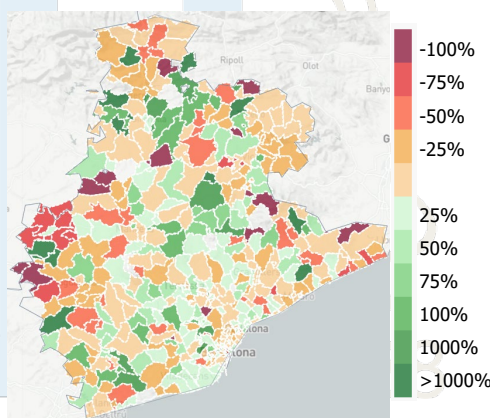
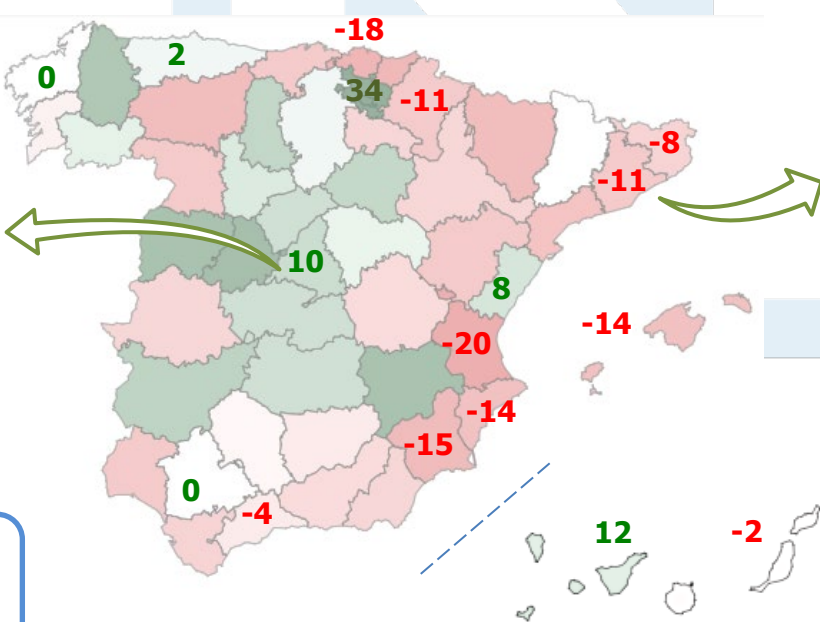
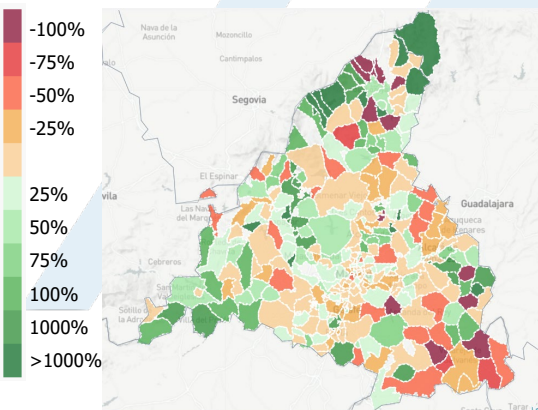
TOP 5 % VARIACIÓN* vs. 2020



* incluye sólo marcas > 3.000 matric. en 2020

PROVINCIA del TITULAR % VARIACIÓN ene-oct 2021 vs. 2020

Empresas y autónomos excl. renting y alquiler



MADRID 14.219

| | |
|------------------|-------|
| CITROEN BERLINGO | 1.448 |
| DACIA DOKKER | 942 |
| TOYOTA HILUX | 828 |

BARCELONA 10.191

| | |
|------------------|-------|
| CITROEN BERLINGO | 1.171 |
| PEUGEOT RIFTER | 657 |
| FIAT DUCATO | 610 |

-100% >100%