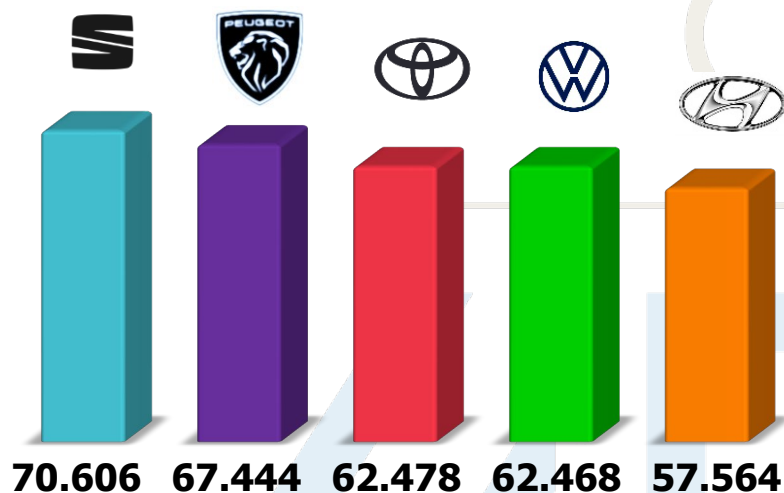




Diciembre 2021

ANÁLISIS DE MERCADO TURISMOS

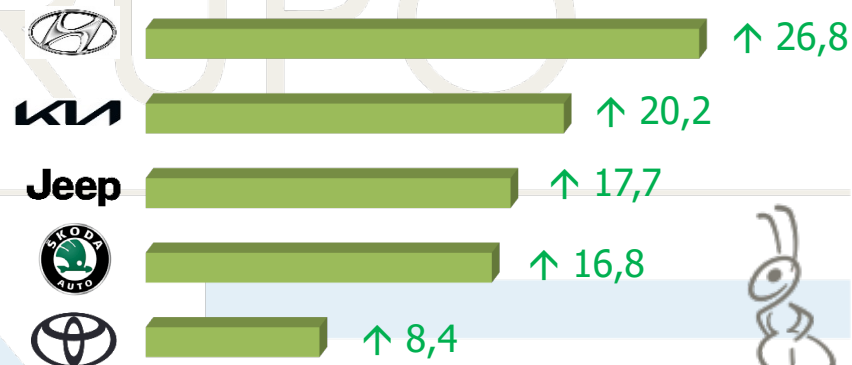
TOP 5 MATRICULACIONES ene-dic 2021 vs 2020



ene-dic
862.587
vs. 2019 **-31,3%**
vs. 2020 **1,46%**

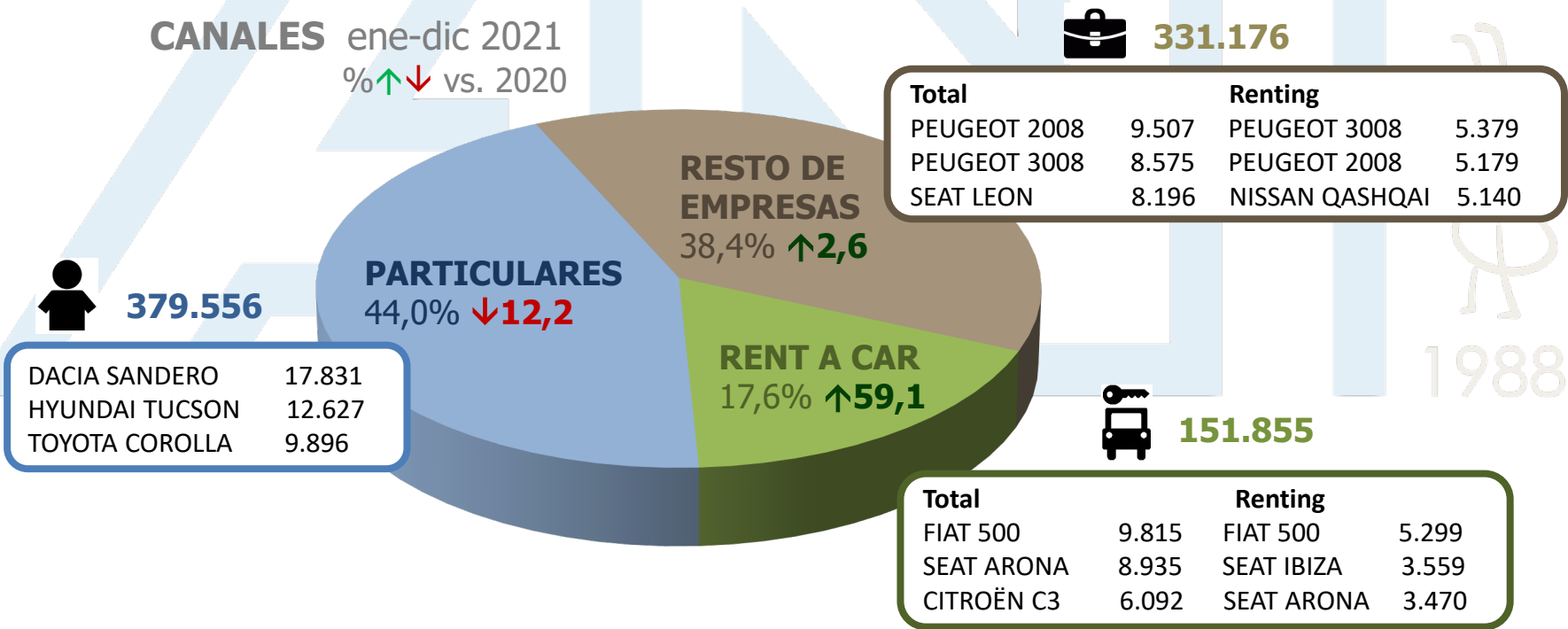
dic
86.834
vs. 2019 **-17,8%**
vs. 2020 **-17,6%**

TOP 5 % VARIACIÓN* ene-dic 2021 vs 2020



* incluye sólo marcas > 5.000 matric. en 2020

CANALES ene-dic 2021 % ↑ ↓ vs. 2020



379.556

DACIA SANDERO	17.831
HYUNDAI TUCSON	12.627
TOYOTA COROLLA	9.896

331.176

Total	Renting
PEUGEOT 2008 9.507	PEUGEOT 3008 5.379
PEUGEOT 3008 8.575	PEUGEOT 2008 5.179
SEAT LEON 8.196	NISSAN QASHQAI 5.140

151.855

Total	Renting
FIAT 500 9.815	FIAT 500 5.299
SEAT ARONA 8.935	SEAT IBIZA 3.559
CITROËN C3 6.092	SEAT ARONA 3.470